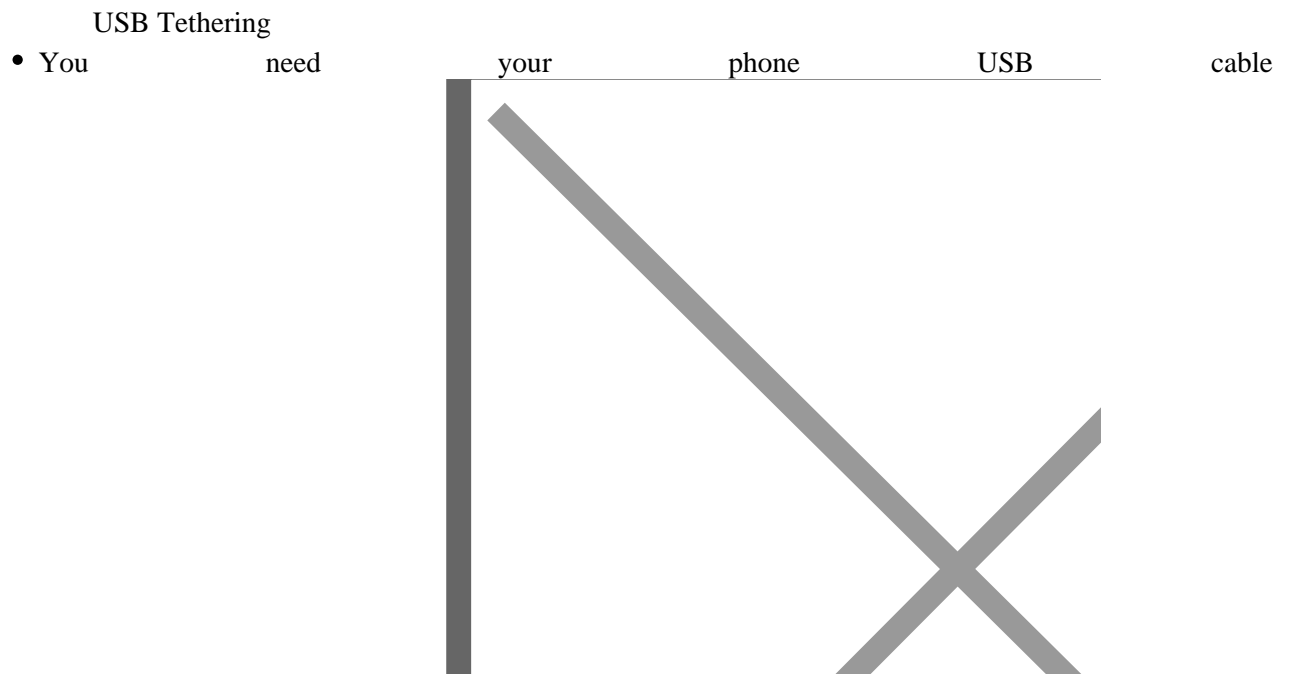


How to connect to the internet to clixserver using mobile USB Tethering for data sync



Connect

USB


port

to

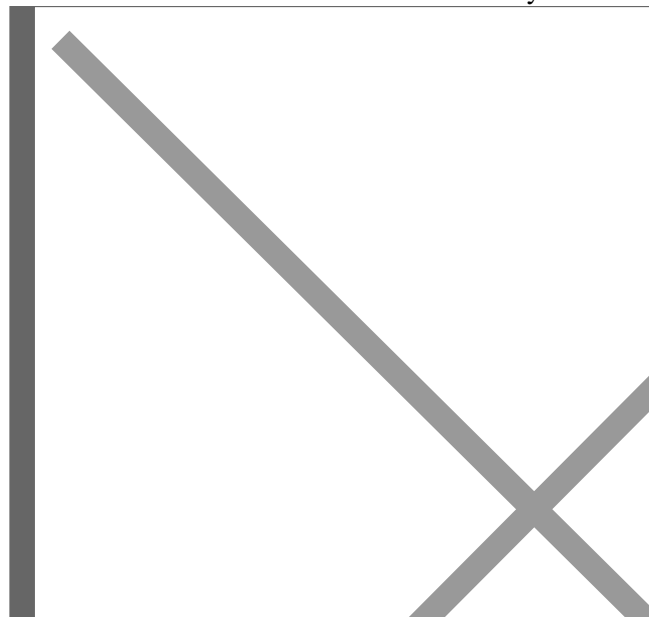
the

school

computers.




Connect the other end to your phone




- After that, go to your phone settings

Image not found or type unknown




.




In the Search box, type **“USB tethering”**

- The search result may be different according to the phone brand. Click on any results the show “Tethering” ;
-



- Now, just click on “USB Tethering” and it will turn On automatically. After clicking on USB Tethering, you



Revision #3

Created Mon, Mar 30, 2020 10:27 AM by [Raju Sambari](#)

Updated Mon, Apr 6, 2020 6:24 AM by [Garima](#)