


How to fix if computer cannot connect to clixserver


-

Open google chrome




-

Type `clixserver.tiss.edu` in the search bar




-

If the browser showed you this message and you cannot connect to clixserver




-

Look at the back of your computer, you will see LAN cable




•

Unplug the cable and plug back in again



- If the cable is properly connected, you will see YELLOW light flashing and GREEN light blinking



- After that go back the chrome and go to clixserver.tiss.edu

Revision #2

Created 30 March 2020 10:29:28 by Raju Sambari

Updated 6 April 2020 06:24:04 by Arshad khan