

# Teacher Professional Development

- - Teacher and Teaching
    - Teacher as Change Agent
      - Admin
      - Facilitator - Role of Implementing CLIX
      - Resource Generator
    - Teacher as a Member of a Professional Community
      - CoP
    - Teacher as Learner
      - F2F
      - Online Engagement
        - Webinars

- Courses

- Teacher as Prosumer in a Continuum of Practice






Figure to explain TPD



Alternate view to hand-drawn

- Who is a CLlx Teacher?

- 

## Roles and Responsibilities

- 

RP - Selection

- 

Teacher - Selection

- 

## Why TPD?

- 

What does TPD involve?

- 

## Why F2F?

- 

What is F2F?

- 

Annexures - Session Plans

- 

Detailed plans

- 

Presentations

- 

Reading Materials

- 

Handouts

- 

How to organise?

- 

TPD Readiness Checklist

- - Observation Checklist (Given below)
  - RPs (Implementation Checklist?)
  - Feedback Forms (Given below)
- - Why Online Engagement?
    - What is the Course?
      - RTICT Website
    - What is the webinar?
      - Example of Zoom
- - Why CoP?
    - How to set up a CoP?
    - What is a CoP?
    - What are some examples of management of CoPs? - Annexures
- - Are there more Questions? FAQs
    - Whom do I reach out to for more information?

- Can I do courses without being a CLIX School?
  - Can I deploy CLIX in my school without being trained in person?
  - Can I get some help if I want to implement CLIX?
- 
- 

Revision #1

Created 31 March 2020 13:46:51 by Raju Sambari

Updated 31 March 2020 13:49:22 by Raju Sambari